
















Gama 55 x 110

Figura	Descripción	Precio
	TUBO RECTANGULAR 55 x 110 x 1500 mm Ref. 0501 TUBO RECTANGULAR 55 x 110 x 1000 mm Ref. 0501/1	3,0421 3,0421
	TUBO REDONDO 100 x 1500 mm Ref. 0605 TUBO REDONDO 100 x 1000 mm Ref 0605/1	3,0421 3,0421
	EMPALME RECTANGULAR 55 x 110 x 41 mm Ref. 0510	0,6760
	EMPALME REDONDO 100 x 41 Ref. 0615	0,6760
	EMPALME MIXTO 100 x 55 x 110 mm Ref. 0520	1,0141
	CODO MIXTO 100 x 55 x 110 mm Ref. 0525	1,0141
	CODO RECTANGULAR VERTICAL 55 x 110 mm Ref. 0530	1,0141
	CODO RECTANGULAR HORIZONTAL 90° 55 x 110 mm Ref. 0535	1,0546
	CODO RECTANGULAR HORIZONTAL 45° 55 x 110 mm Ref. 0570	1,1357
	EMPALME PARED MIXTO 100 x 142 x 142 mm Ref. 0545	1,1357
	VENTANILLA SALIDA EXTERIOR 100 x 140 x 142 mm Ref. 0550 .	1,4872
	EMPALME PARED REDONDO-REDONDO 100 x 142 x 142 mm Ref. 0565	0,9844
	ABRAZADERA REDONDA 16 x 110 mm Ref. 0656	0,7370
	ABRAZADERA RECTANGULAR 16 x 55 x 110 mm Ref. 0555	0,7334
	ARO REDUCTOR SALIDA 125 a 100 mm Ref. 0660	0,9450